

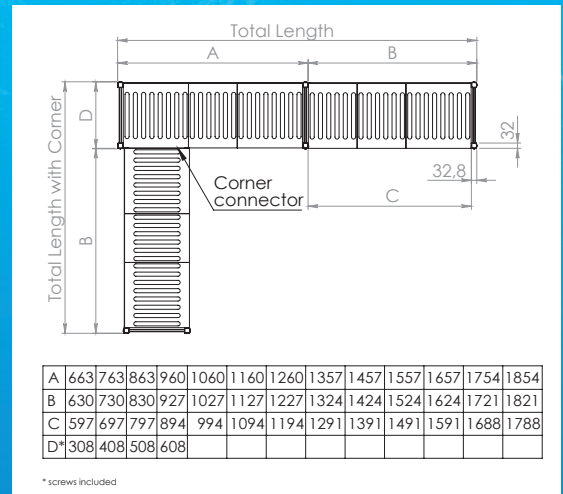
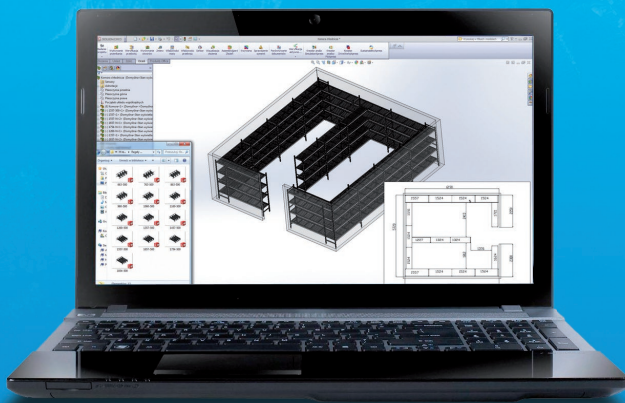


Hygienic storage solution
for coldrooms and cleanrooms



Optimise your storage!

The Optima shelf offers an ideal storing solution for food and pharmaceutical industries. Strong aluminium structure and durable plastic shelves provide an excellent load capacity. A wide range of dimensions and universal connectors offer the possibility to virtually extend the shelves without any limitation. Countless combinations of shelf configuration, from a single rack to L, U or T-shaped extensions allow you to optimise your storage space.



Application: the **Optima** shelving is designed for coldrooms, cleanrooms, kitchens, laboratories, pharmacies, laundries and stores.



Material

- Decorative anodised aluminum structure
- Durable polypropylene shelf plates and grills
- Hooks made from reinforced aluminum
- Feet and inserts made from high resistant composite material
- Stainless steel corner connectors

Standard dimensions

Depths				
mm	300	400	500	600
Heights				
mm	1800	2100	2400	

Functional advantages

- Extremely stable, excellent load capacity
- Adjustable shelf level every 150 mm
- Strong aluminum hook supports
- Hidden joining connections
- Adjustable feet
- Easy removable shelf grills and plates
- Dishwasher proof shelf inserts

Working temperatures

- Excellent resistance between -40°C and +80°C


Loading capacity per shelf level													
Shelf length (mm)	663	763	863	960	1060	1160	1260	1357	1457	1557	1657	1754	1854
Max load/1 level (kg)	280	260	240	210	200	180	160	150	140	130	120	110	100

The values are mentioned for evenly distributed load. Max weight between 2 uprights 900 kg, for corner configuration 600 kg between 2 uprights.

Option

- GN standard manufactured on request

Shelf Inserts



Assembly

- Fast and easy assembling by one man.
- No tools required

Individual packing



Aluminum hook



Corner connector



Horizontal beam



Shelf inserts



Bring your storage
to the exact wanted place

Optima MOBILE

The Optima Mobile combines a shelf with the feature of tray on wheels. Extremely convenient for frequent and easy moving.

Standard dimensions - Optima MOBILE

Depths				
mm	300	400	500	600
Height				
mm	1926			

Other dimensions available on request.



Loading capacity per shelf level													
Shelf length (mm)	663	763	863	960	1060	1160	1260	1357	1457	1557	1657	1754	1854
Max load/1 level (kg)	280	260	240	210	200	180	160	150	140	130	120	110	100

The values are mentioned for evenly distributed load. Max weight between 2 uprights 400 kg.

Option

- GN standard manufactured on request



Made in EU

All pictures are for illustration purpose only. Castel Engineering reserve the right to modify the product at any time without notice. Please contact Castel Engineering's representative for confirmation or if you have any questions or comments.